


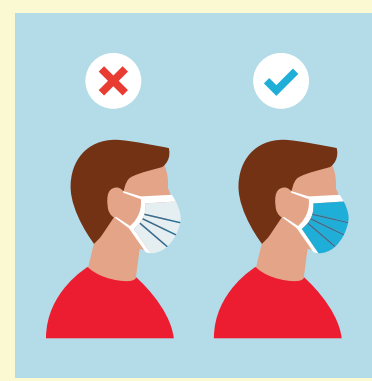
# HOW TO PROPERLY WEAR A MASK




Wash your hands before wearing a mask



Check the mask to make sure it is not damaged



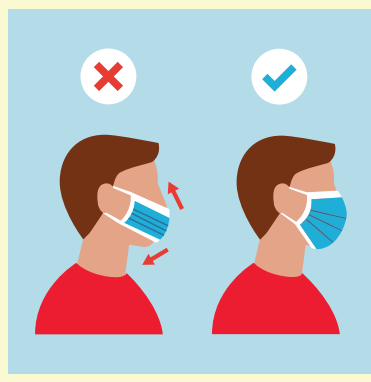
Ensure the proper side of the mask faces outwards



Locate the metal strip and place it on the nose bridge



Secure the strings behind your head or over your ears



Cover mouth and nose fully making sure there are no gaps




Press the metal strip to fit the shape of the nose




Replace the mask if it gets damp and do not reuse it



Do not touch the mask while using it. If you do, wash your hands



Remove the mask from behind by holding the strings with clean hands



Dispose the mask in a closed bin without touching the front